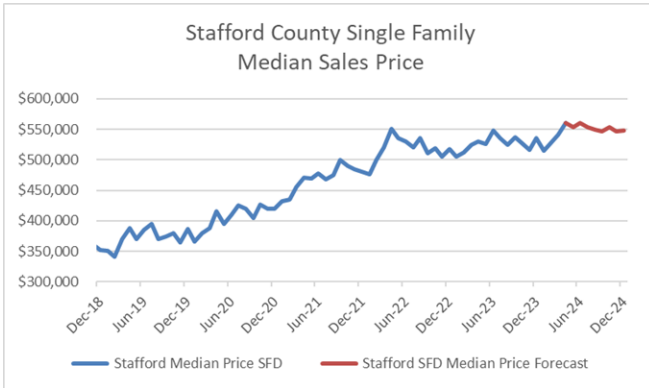
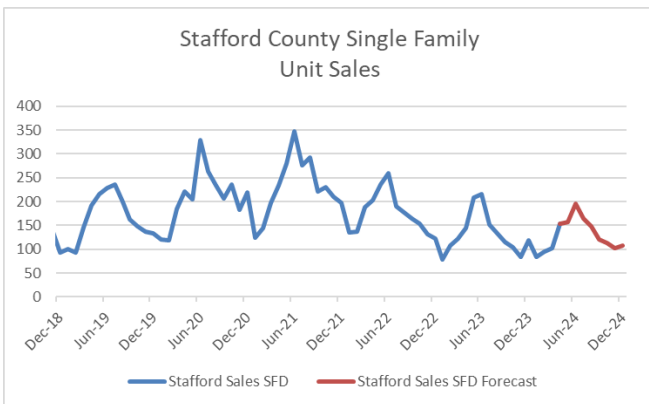


## Stafford County – Single Family 2024



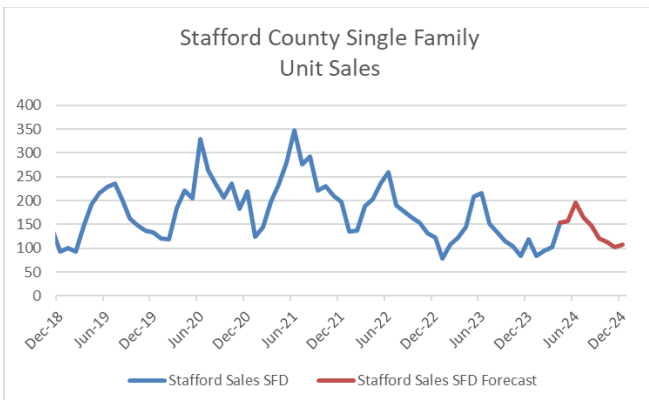
### Prices – Single Family

- Housing Prices (Dec 2024): \$548,029
- Median Price in Peak Month: June, \$560,272
- Year-over-Year Change (Dec – Dec '24): +2.4%



### Unit Sales – Single Family

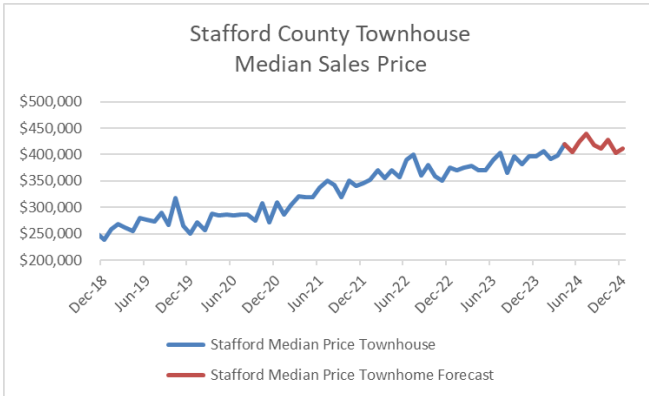
- Unit Sales (2024 annual): 1,546
- Number of Sales in Peak Month: June, 196 units
- Avg. Year-over-Year Change (2023 – 2024): -2.4%



### Inventory – Single Family

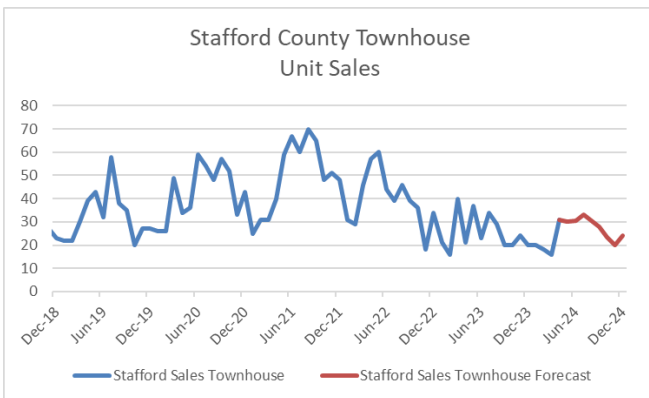
- Units on Market Avg (Month End): 175
- Inventory in Peak Month: Jul/Aug, 207 units
- Avg. Year-over-Year Change: -3.4%

## Stafford County – Townhomes 2024



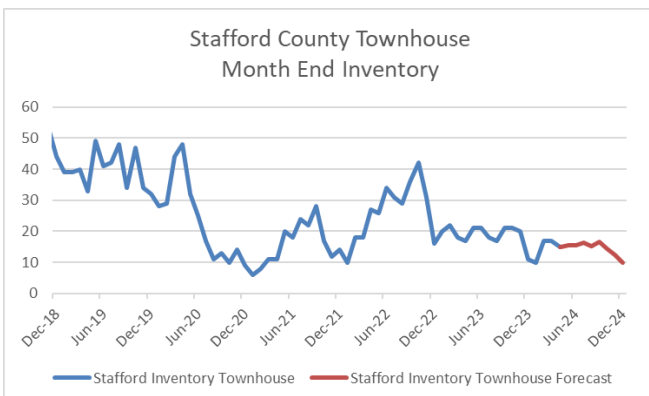
### Prices – Townhomes

- Housing Prices (Dec 2024): \$411,512
- Median Price in Peak Month: Jul, \$438,884
- Year-over-Year Change (Dec – Dec '24): +3.8%



### Unit Sales – Townhomes

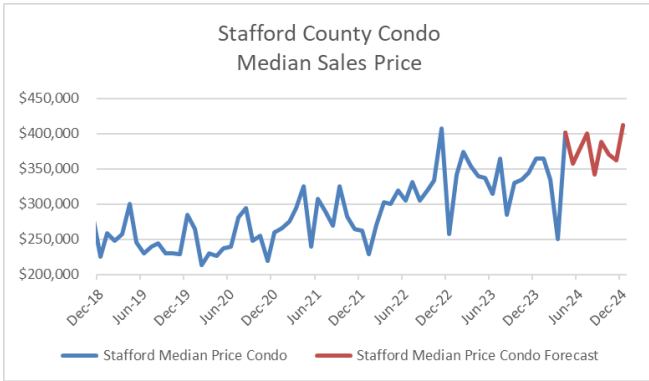
- Unit Sales (2024 annual): 304
- Number of Sales in Peak Month: Jul, 33 units
- Avg. Year-over-Year Change (2023 – 2024): -0.3%



### Inventory – Townhomes

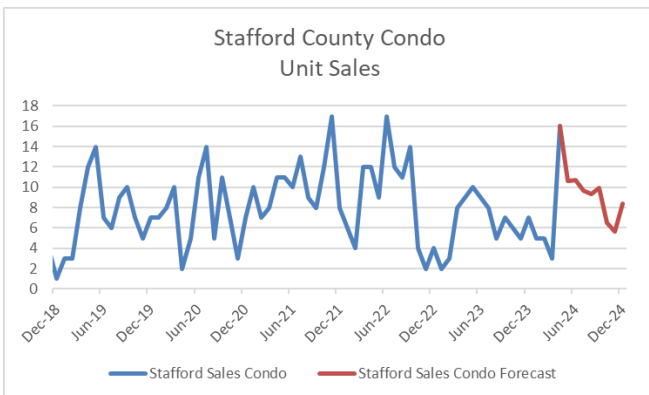
- Units on Market Avg (Month End): 15
- Inventory in Peak Month: Sep, 17 units
- Avg. Year-over-Year Change: -22.8%

## Stafford County – Condos 2024



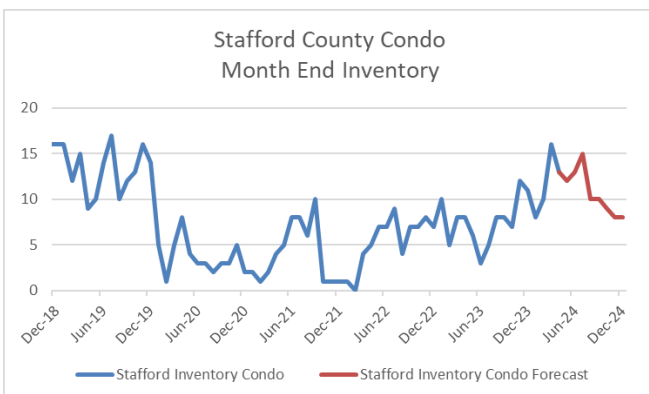
### Prices – Condos

- Housing Prices (Dec 2024): \$412,713
- Median Price in Peak Month: Dec, \$412,713
- Year-over-Year Change (Dec – Dec '24): +13.1%



### Unit Sales – Condos

- Unit Sales (2024 annual): 100
- Number of Sales in Peak Month: Apr, 16 units
- Avg. Year-over-Year Change (2023 – 2024): +26.4%



### Inventory – Condos

- Units on Market Avg (Month End): 11
- Inventory in Peak Month: Mar, 16 units
- Avg. Year-over-Year Change: +45.1%