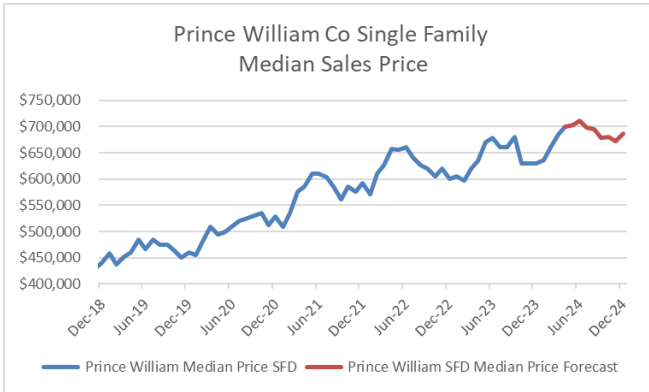
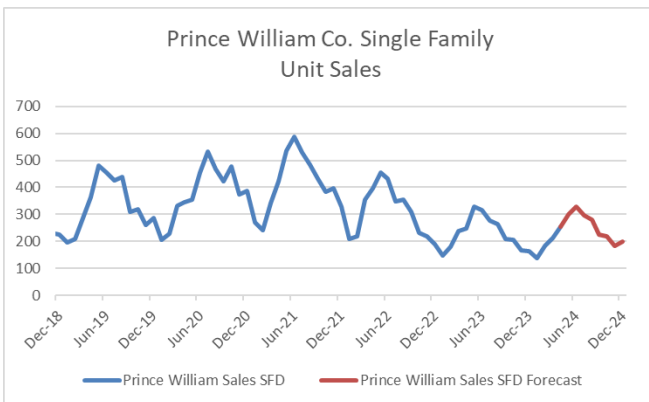


Prince William County – Single Family 2024



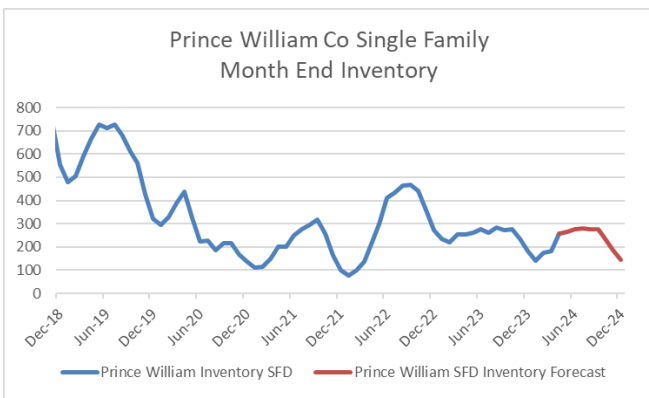
Prices – Single Family

- Housing Prices (Dec 2024): \$686,328
- Median Price in Peak Month: June, \$711,183
- Year-over-Year Change (Dec – Dec '24): +8.9%



Unit Sales – Single Family

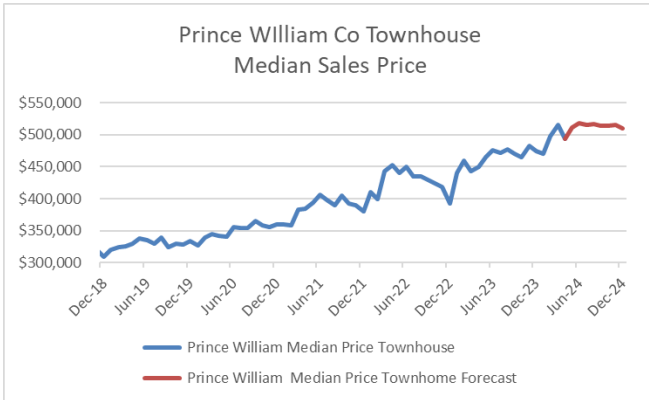
- Unit Sales (2024 annual): 2,815
- Number of Sales in Peak Month: June, 328 units
- Avg. Year-over-Year Change (2023 – 2024): +2.4%



Inventory – Single Family

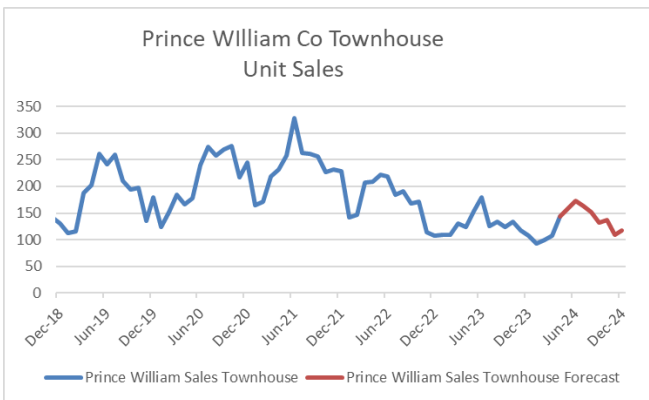
- Units on Market Avg (Month End): 225
- Inventory in Peak Month: July, 278 units
- Avg. Year-over-Year Change: -10.2%

Prince William County – Townhomes 2024



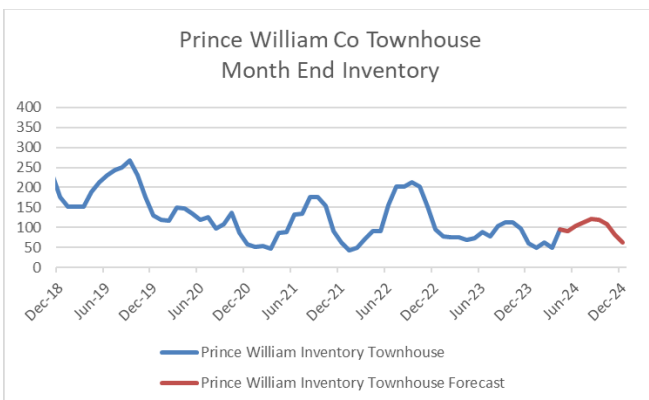
Prices – Townhomes

- Housing Prices (Dec 2024): \$509,569
- Median Price in Peak Month: Jun, \$517,905
- Year-over-Year Change (Dec – Dec '24): +7.5%



Unit Sales – Townhomes

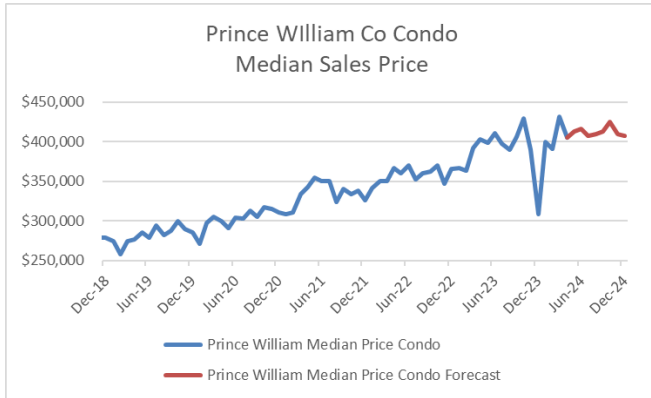
- Unit Sales (2024 annual): 1,584
- Number of Sales in Peak Month: Jun, 173 units
- Avg. Year-over-Year Change (2023 – 2024): +2.2%



Inventory – Townhomes

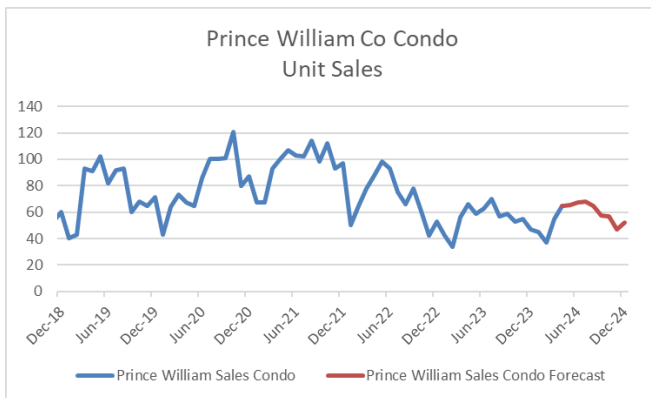
- Units on Market Avg (Month End): 88
- Inventory in Peak Month: Aug, 121 units
- Avg. Year-over-Year Change: +3.4%

Prince William County – Condos 2024



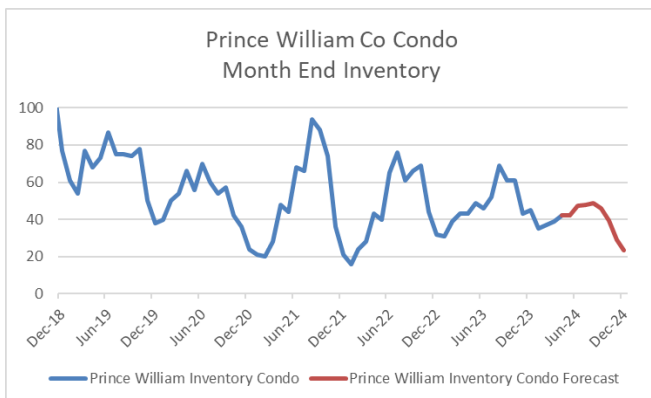
Prices – Condos

- Housing Prices (Dec 2024): \$406,698
- Median Price in Peak Month: Mar, \$431,000
- Year-over-Year Change (Dec – Dec '24): +32.0%



Unit Sales – Condos

- Unit Sales (2024 annual): 681
- Number of Sales in Peak Month: Jun/Jul, 68 units
- Avg. Year-over-Year Change (2023 – 2024): +3.1%



Inventory – Condos

- Units on Market Avg (Month End): 40
- Inventory in Peak Month: Aug, 49 units
- Avg. Year-over-Year Change: +18.2%

