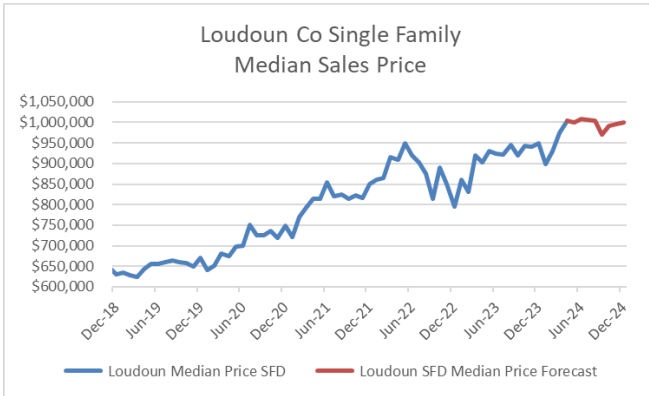
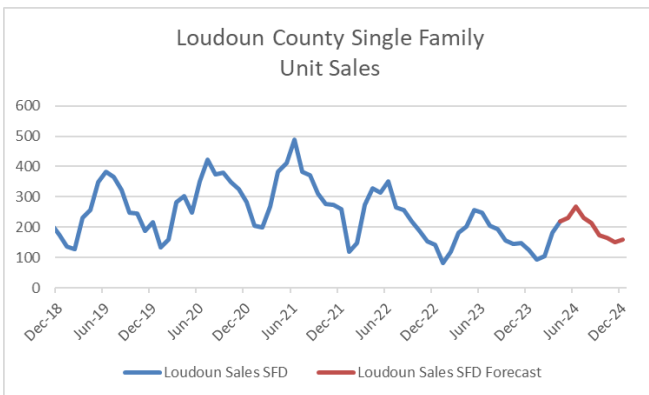


Loudoun County – Single Family 2024



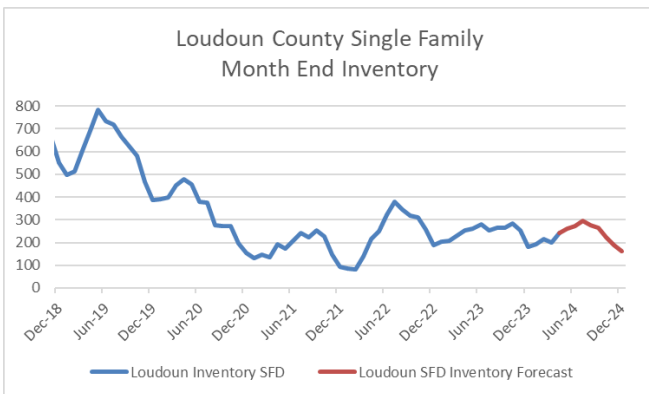
Prices – Single Family

- Housing Prices (Dec 2024): \$1,000,625
- Median Price in Peak Month: June, \$1,007,762
- Year-over-Year Change (Dec – Dec '24): +5.4%



Unit Sales – Single Family

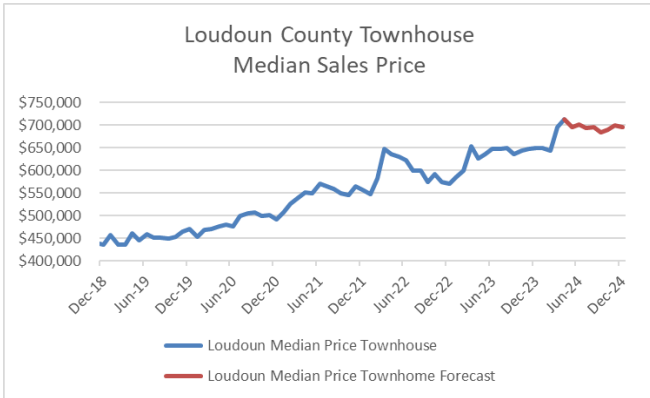
- Unit Sales (2024 annual): 2,190
- Number of Sales in Peak Month: June, 267 units
- Avg. Year-over-Year Change (2023 – 2024): +6.2%



Inventory – Single Family

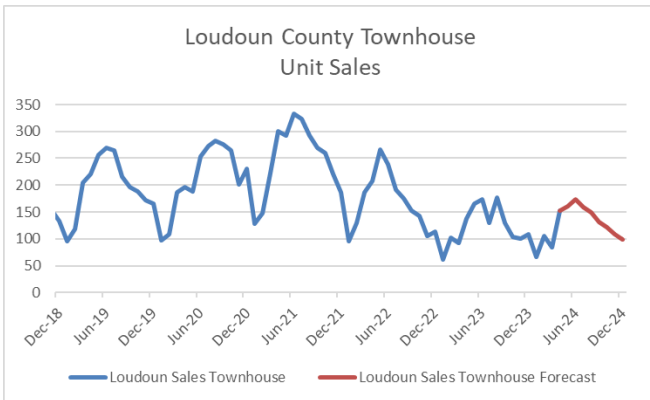
- Units on Market Avg (Month End): 233
- Inventory in Peak Month: July, 295 units
- Avg. Year-over-Year Change: -5.0%

Loudoun County – Townhomes 2024



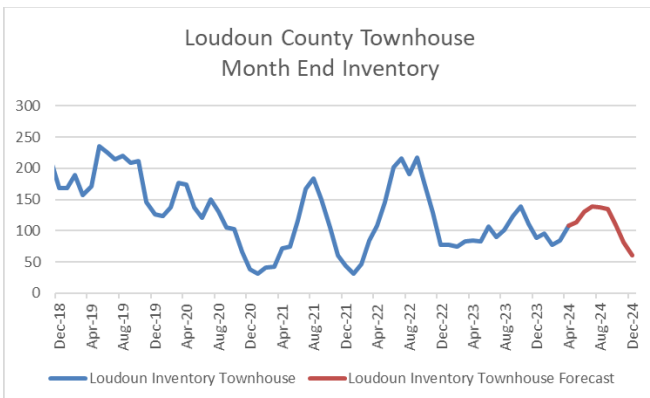
Prices – Townhomes

- Housing Prices (Dec 2024): \$695,657
- Median Price in Peak Month: Apr, \$712,335
- Year-over-Year Change (Dec – Dec '24): +7.0%



Unit Sales – Townhomes

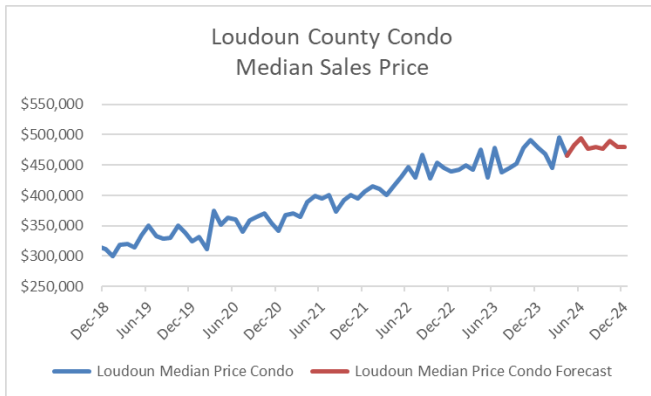
- Unit Sales (2024 annual): 1,510
- Number of Sales in Peak Month: Jun, 173 units
- Avg. Year-over-Year Change (2023 – 2024): +2.2%



Inventory – Townhomes

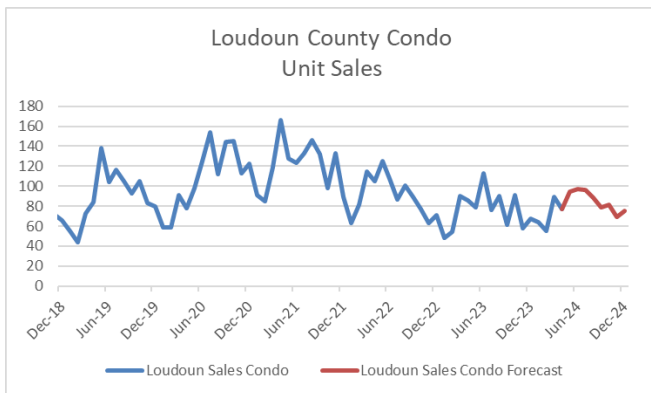
- Units on Market Avg (Month End): 106
- Inventory in Peak Month: Jul, 139 units
- Avg. Year-over-Year Change: +9.6%

Loudoun County – Condos 2024



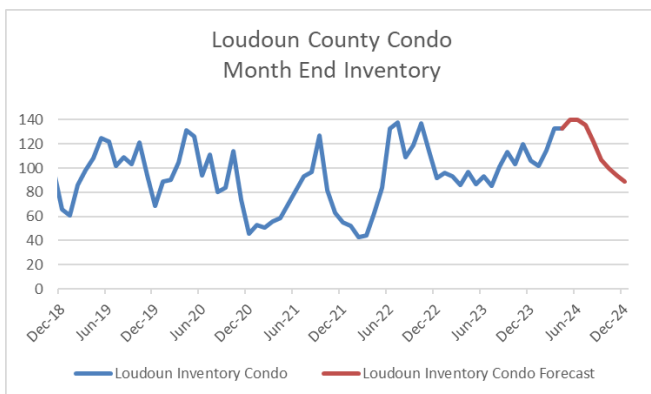
Prices – Condos

- Housing Prices (Dec 2024): \$480,341
- Median Price in Peak Month: Mar, \$495,000
- Year-over-Year Change (Dec – Dec '24): +0.3%



Unit Sales – Condos

- Unit Sales (2024 annual): 966
- Number of Sales in Peak Month: Jun, 97 units
- Avg. Year-over-Year Change (2023 – 2024): +5.8%



Inventory – Condos

- Units on Market Avg (Month End): 118
- Inventory in Peak Month: May/June, 140 units
- Avg. Year-over-Year Change: +19.6%