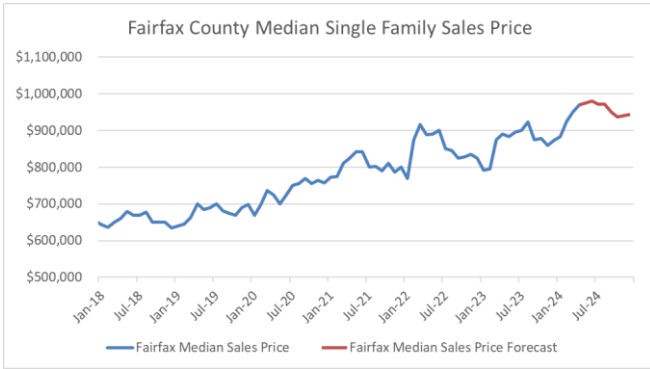
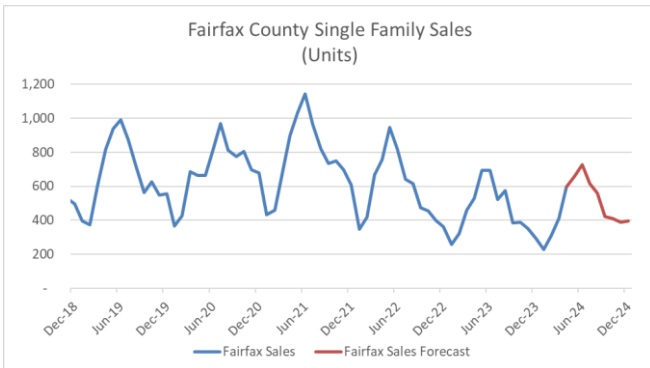


Fairfax County – Single Family 2024



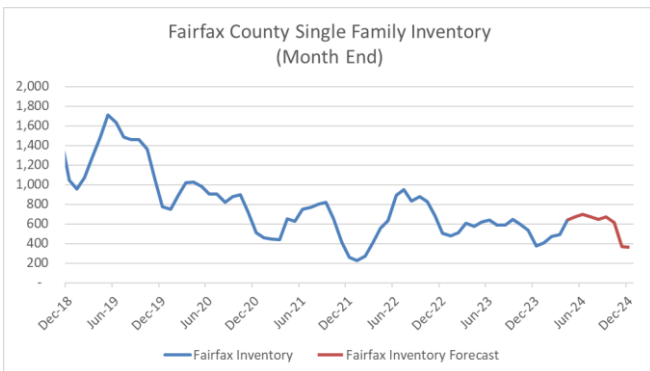
Prices – Single Family

- Housing Prices (Dec 2024): \$943,261
- Median Price in Peak Month: June, \$979,496
- Year-over-Year Change (Dec – Dec '24): +8.1%



Unit Sales – Single Family

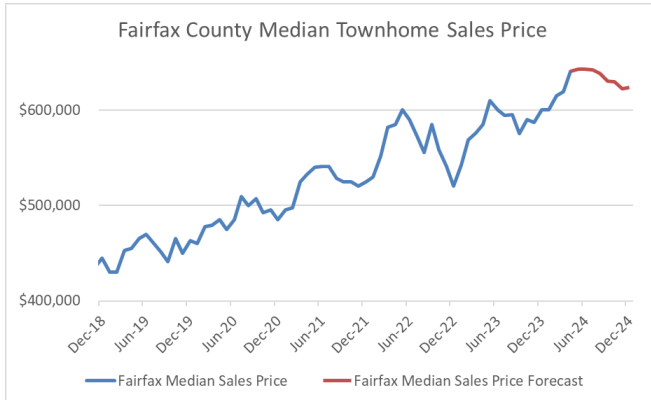
- Unit Sales (2024 annual): 5,722
- Number of Sales in Peak Month: June, 726 units
- Avg. Year-over-Year Change (2023 – 2024): +4.6



Inventory – Single Family

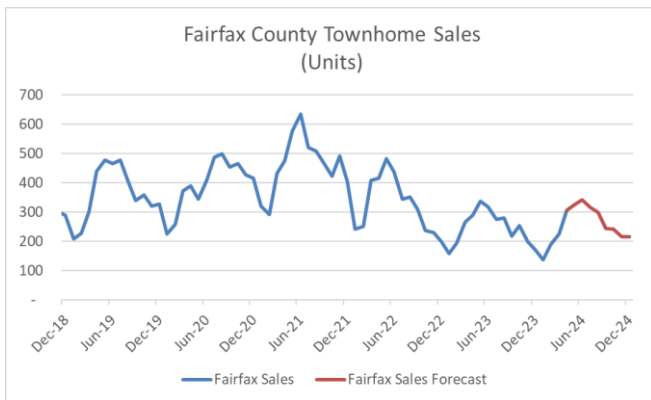
- Units on Market Avg (Month End): 573
- Inventory in Peak Month: June, 705 units
- Avg. Year-over-Year Change: +1.6%

Fairfax County – Townhomes 2024



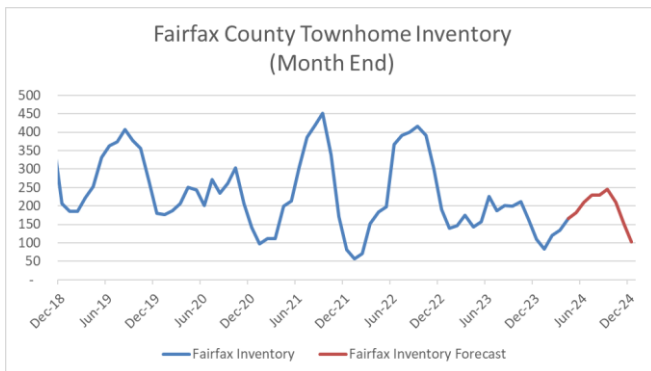
Prices – Townhomes

- Housing Prices (Dec 2024): \$623,398
- Median Price in Peak Month: May, \$642,878
- Year-over-Year Change (Dec – Dec '24): +3.9%



Unit Sales – Townhomes

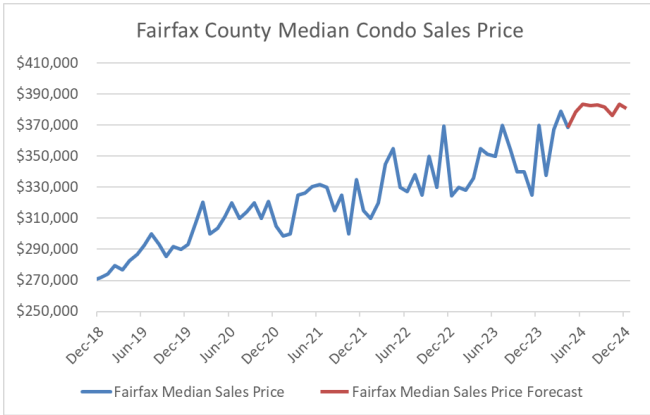
- Unit Sales (2024 annual): 3,055
- Number of Sales in Peak Month: June, 341 units
- Avg. Year-over-Year Change (2023 – 2024): +3.3%



Inventory – Townhomes

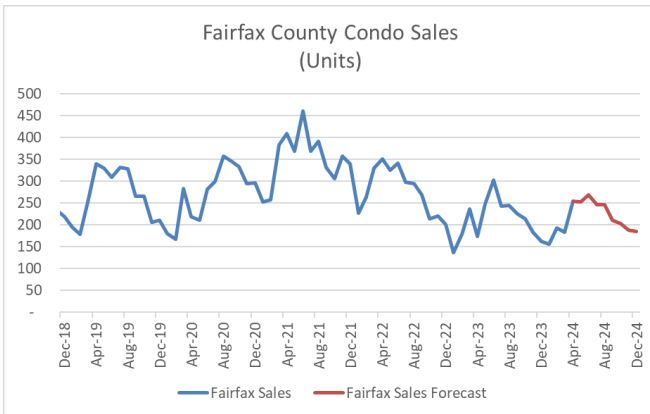
- Units on Market Avg (Month End): 172
- Inventory in Peak Month: September, 245 units
- Avg. Year-over-Year Change: +0.3%

Fairfax County – Condos 2024



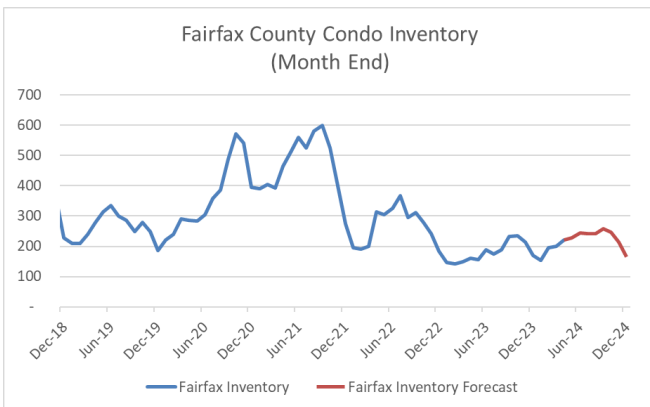
Prices – Condos

- Housing Prices (Dec 2024): \$380,553
- Median Price in Peak Month: Nov, \$383,378
- Year-over-Year Change (Dec – Dec '24): +2.9%



Unit Sales – Condos

- Unit Sales (2024 annual): 2,589
- Number of Sales in Peak Month: June, 269 units
- Avg. Year-over-Year Change (2023 – 2024): +1.7%



Inventory – Condos

- Units on Market Avg (Month End): 198
- Inventory in Peak Month: June, 230 units
- Avg. Year-over-Year Change: +10.0%