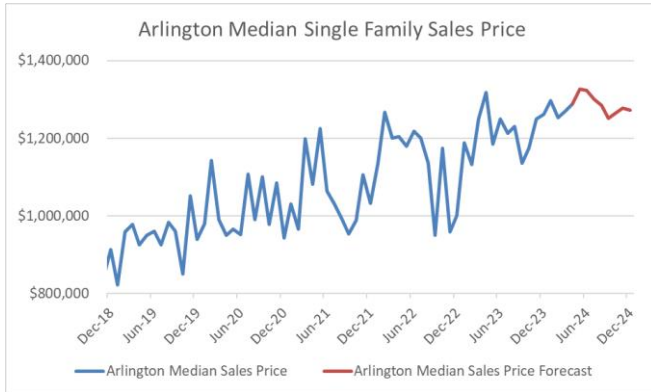
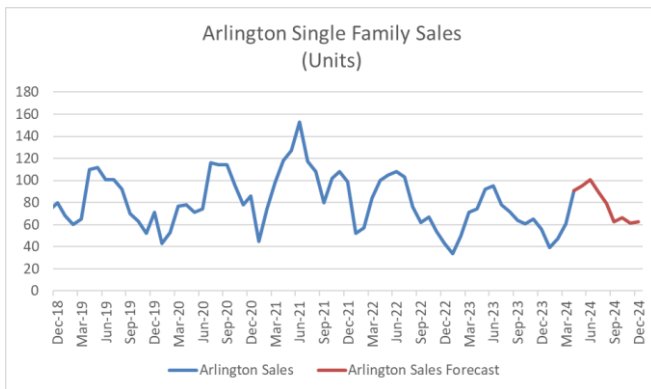


Arlington County – Single Family 2024



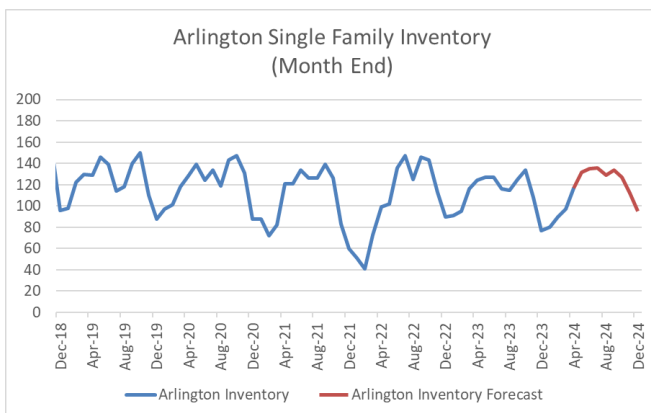
Prices – Single Family

- Housing Prices (Dec 2024): \$1,271,693
- Median Price in Peak Month: May, \$1,326,976
- Year-over-Year Change (Dec – Dec '24): +0.7%



Unit Sales – Single Family

- Unit Sales (2024 annual): 856
- Number of Sales in Peak Month: June, 101 units
- Avg. Year-over-Year Change (2023 – 2024): +5.5%

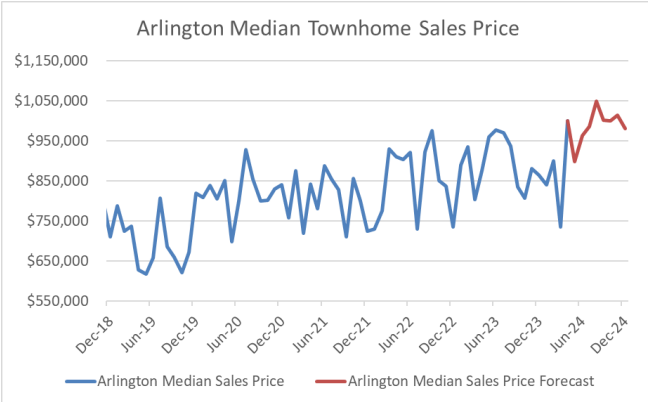


Inventory – Single Family

- Units on Market Avg (Month End): 115
- Inventory in Peak Month: Jul, 136 units
- Avg. Year-over-Year Change: +2.1%

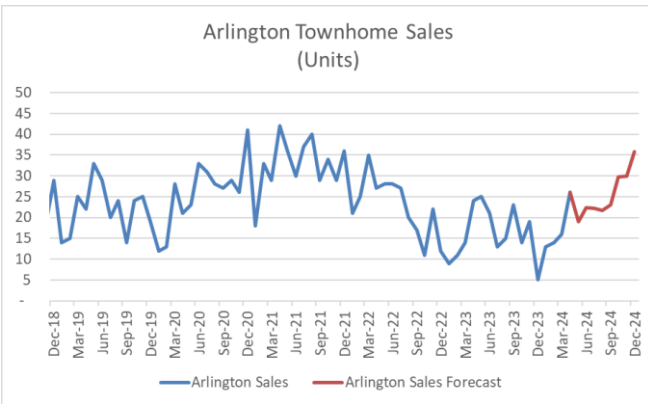
Arlington County – Townhomes 2024

Prices – Townhomes



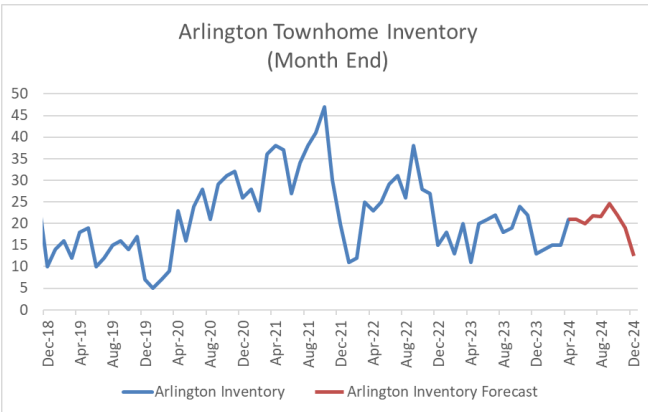
- Housing Prices (Dec 2024): \$979,701
- Median Price in Peak Month: Nov, \$1,014,530
- Year-over-Year Change (Dec – Dec '24): +13.3%

Unit Sales – Townhomes



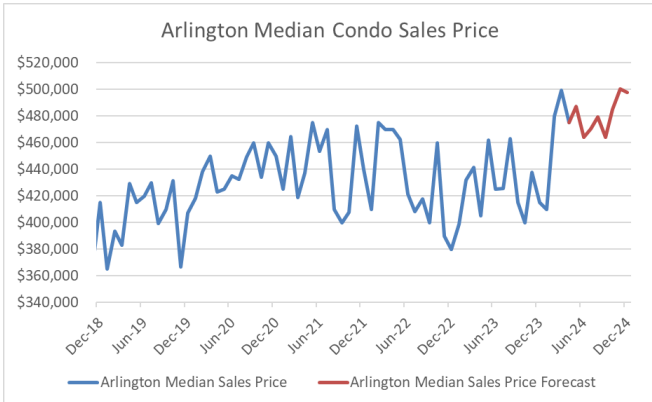
- Unit Sales (2024 annual): 211
- Number of Sales in Peak Month: Apr, 26 units
- Avg. Year-over-Year Change (2023 – 2024): +9.4%

Inventory – Townhomes



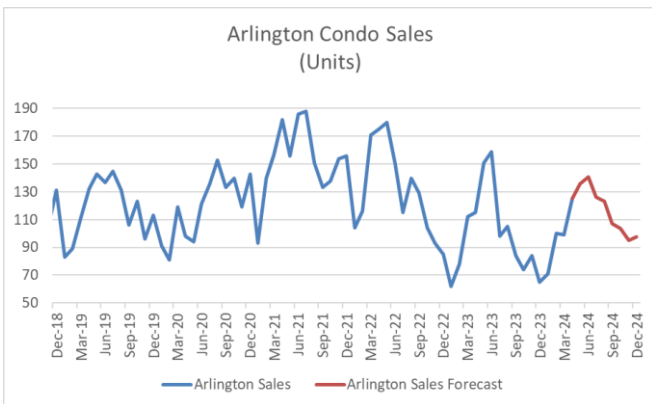
- Units on Market Avg (Month End): 19
- Inventory in Peak Month: Sept, 25 units
- Avg. Year-over-Year Change: +2.9%

Arlington County – Condos 2024



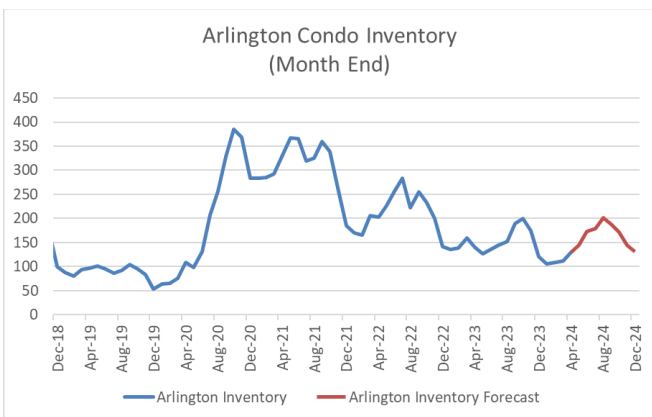
Prices – Condos

- Housing Prices (Dec 2024): \$432,314
- Median Price in Peak Month: May, \$487,075
- Year-over-Year Change (Dec – Dec '24): +4.2%



Unit Sales – Condos

- Unit Sales (2024 annual): 1,248
- Number of Sales in Peak Month: June, 135 units
- Avg. Year-over-Year Change (2023 – 2024): +5.1%



Inventory – Condos

- Units on Market Avg (Month End): 149
- Inventory in Peak Month: Aug, 201 units
- Avg. Year-over-Year Change: -1.6%