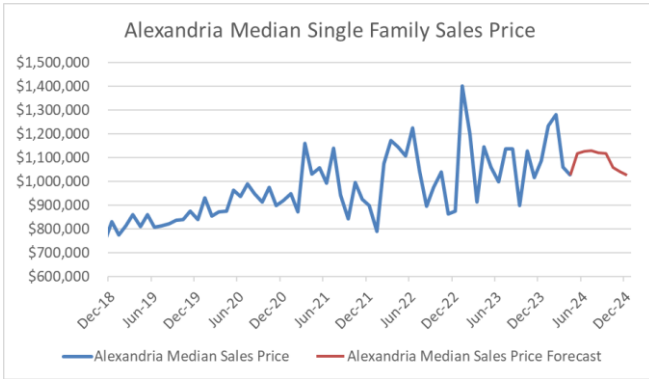


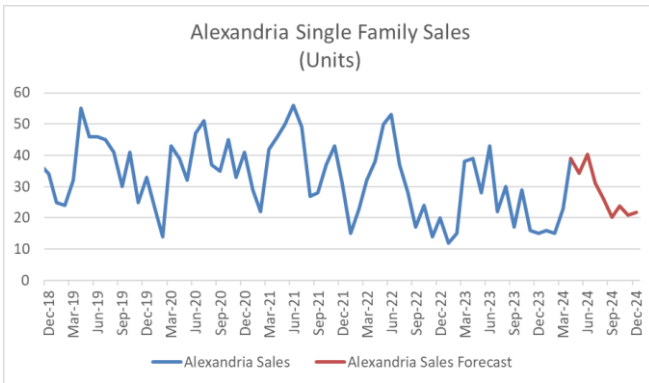
Alexandria – Single Family 2024

Prices – Single Family



- Housing Prices (Dec 2024): \$1,027,541
- Median Price in Peak Month: July, \$1,130,668
- Year-over-Year Change (Dec – Dec '24): -5.6%

Unit Sales – Single Family



- Unit Sales (2024 annual): 312
- Number of Sales in Peak Month: June, 40 units
- Avg. Year-over-Year Change (2023 – 2024): +2.5%

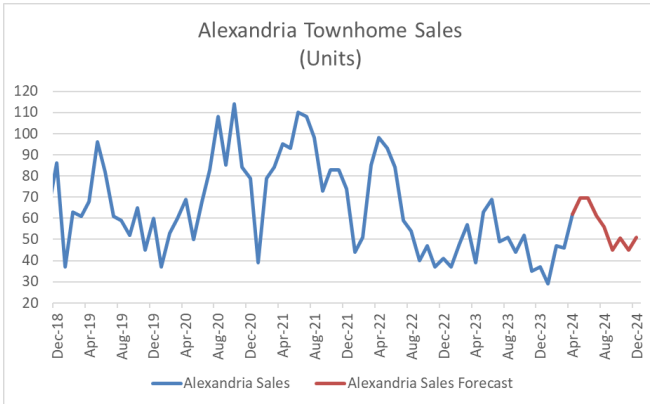
Inventory – Single Family



- Units on Market Avg (Month End): 33
- Inventory in Peak Month: July, 45 units
- Avg. Year-over-Year Change: +2.7%

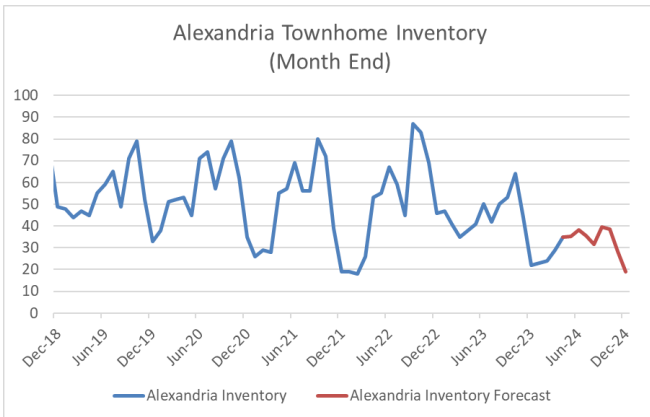
Alexandria – Townhomes

2024



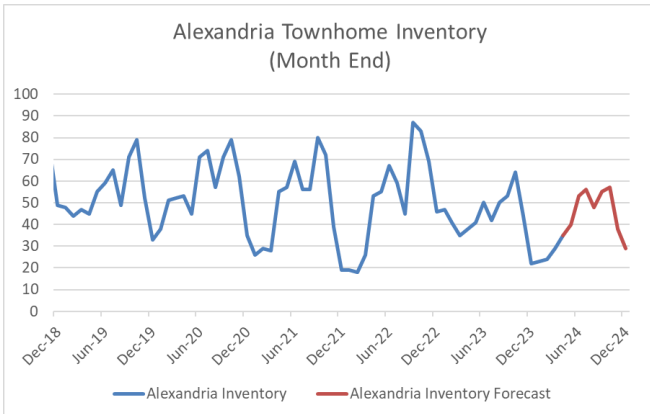
Prices – Townhomes

- Housing Prices (Dec 2024): \$856,964
- Median Price in Peak Month: May, \$869,206
- Year-over-Year Change (Dec – Dec '24): -0.9%



Unit Sales – Townhomes

- Unit Sales (2024 annual): 593
- Number of Sales in Peak Month: May, 70 units
- Avg. Year-over-Year Change (2023 – 2024): +2.1%



Inventory – Townhomes

- Units on Market Avg (Month End): 41
- Inventory in Peak Month: Oct, 57 units
- Avg. Year-over-Year Change: -7.6%

Alexandria – Condos

2024



Prices – Condos

- Housing Prices (Dec 2024): \$365,606
- Median Price in Peak Month: Mar, \$410,000
- Year-over-Year Change (Dec – Dec '24): 4.5%



Unit Sales – Condos

- Unit Sales (2024 annual): 1,078
- Number of Sales in Peak Month: Jun/Jul, 107 units
- Avg. Year-over-Year Change (2023 – 2024): -4.6%



Inventory – Condo

- Units on Market Avg (Month End): 91
- Inventory in Peak Month: Aug, 115 units
- Avg. Year-over-Year Change: +1.3%

