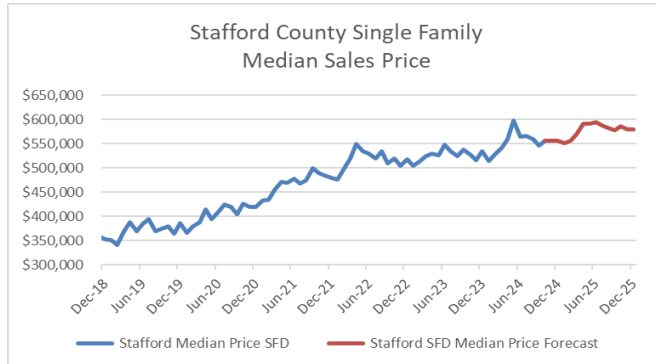
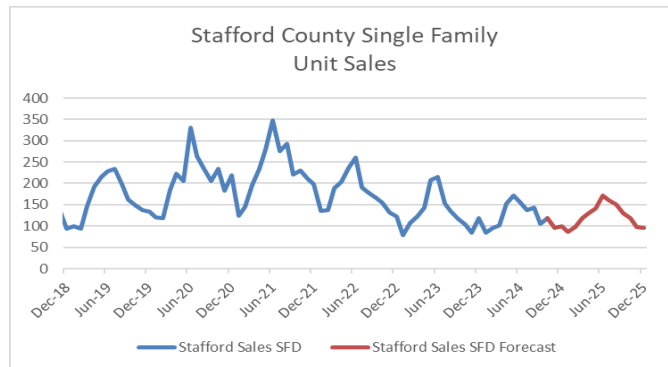


Stafford County – Single Family



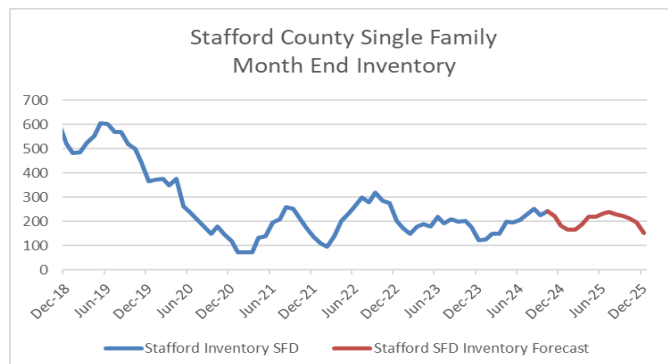
Prices – Single Family

- Housing Prices (Dec 2025): \$579,960
- Median Price in Peak Month: Jun, \$594,017
- Avg. Year-over-Year Change: +4.5%



Unit Sales – Single Family

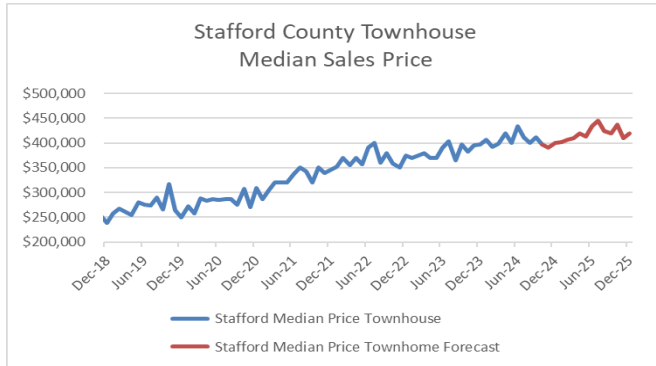
- Unit Sales (2025 annual): 1495
- Number of Sales in Peak Month: Jun, 172 units
- Year-over-Year Change (2024 – 2025): +2.2%



Inventory – Single Family

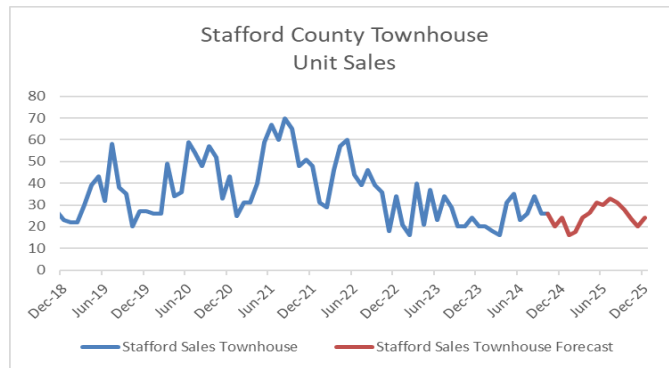
- Units on Market Avg (Month End): 203
- Inventory in Peak Month: Jul, 238 units
- Avg. Year-over-Year Change: +2.5%

Stafford County – Townhomes



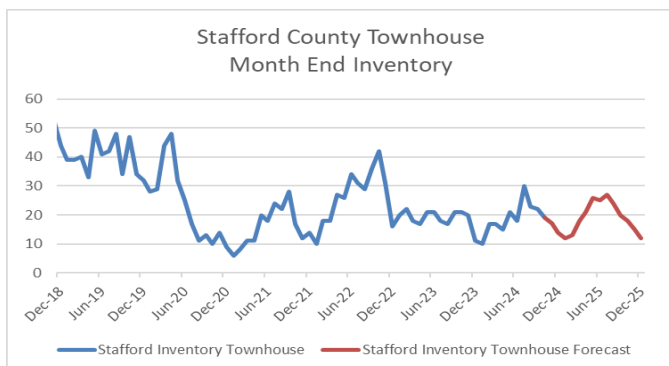
Prices – Townhomes

- Housing Prices (Dec 2025): \$418,932
- Median Price in Peak Month: Jul, \$444,968
- Avg. Year-over-Year Change: +3.7%



Unit Sales – Townhomes

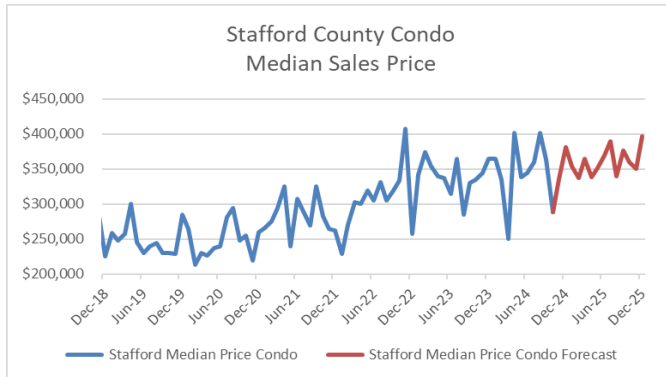
- Unit Sales (2025 annual): 305
- Number of Sales in Peak Month: Jul, 33 units
- Year-over-Year Change (2024 – 2025): +1.9%



Inventory – Townhomes

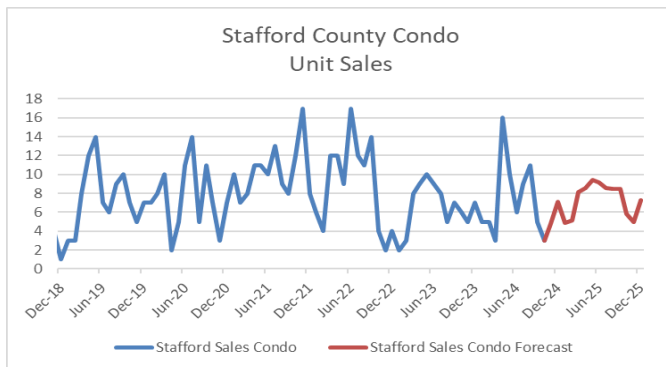
- Units on Market Avg (Month End): 19
- Inventory in Peak Month: Jul, 27 units
- Avg. Year-over-Year Change: +3.7%

Stafford County – Condos



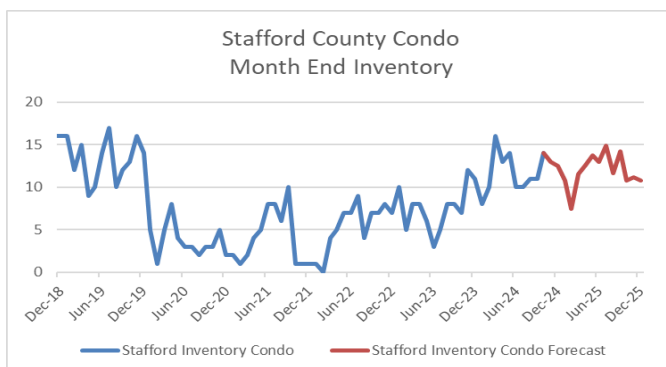
Prices – Condos

- Housing Prices (Dec 2025): \$396,752
- Median Price in Peak Month: Dec, \$396,752
- Avg. Year-over-Year Change: +3.9%



Unit Sales – Condos

- Unit Sales (2025 annual): 89
- Number of Sales in Peak Month: Apr- Jul, 9 units
- Year-over-Year Change (20254– 2025): +5%



Inventory – Condos

- Units on Market Avg (Month End): 12
- Inventory in Peak Month: Jul, 15 units
- Avg. Year-over-Year Change: +0%