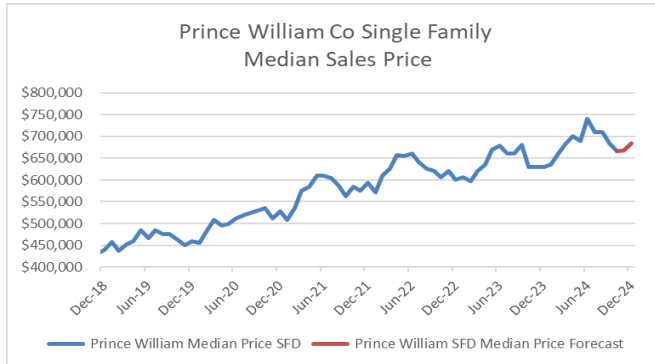
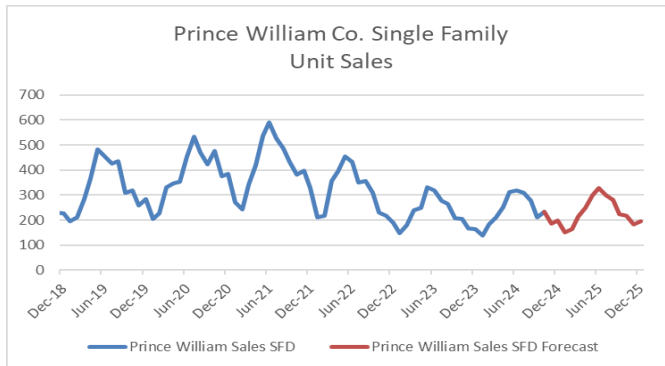


Prince William County – Single Family



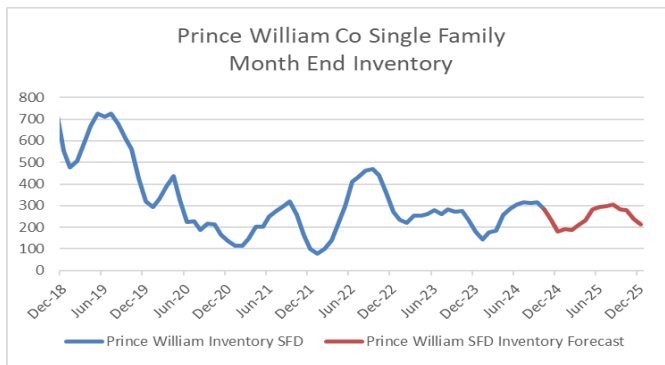
Prices – Single Family

- Housing Prices (Dec 2025): \$711,116
- Median Price in Peak Month: June, \$741,819
- Avg. Year-over-Year Change: +3.5%



Unit Sales – Single Family

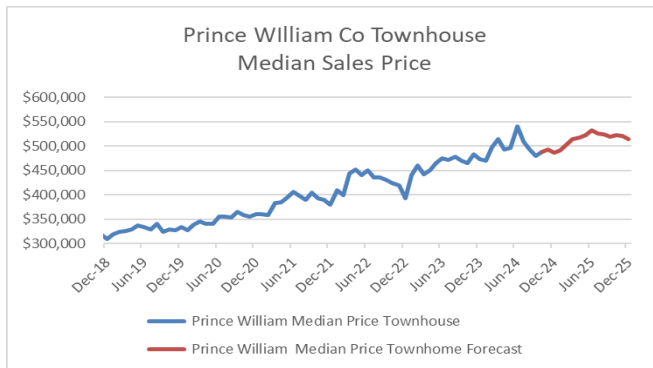
- Unit Sales (2025 annual): 2801
- Number of Sales in Peak Month: June, 327 units
- Year-over-Year Change (2024 – 2025): -1%



Inventory – Single Family

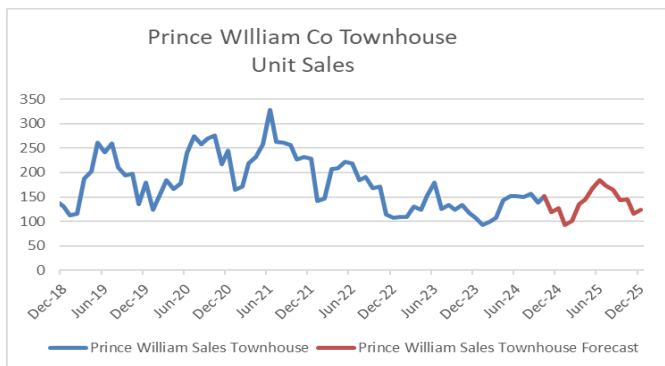
- Units on Market Avg (Month End): 250
- Inventory in Peak Month: Aug, 304 units
- Avg. Year-over-Year Change: +0.3%

Prince William County – Townhomes



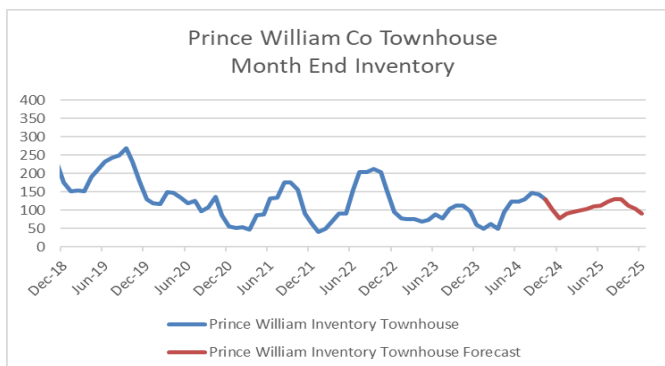
Prices – Townhomes

- Housing Prices (Dec 2025): \$513,711
- Median Price in Peak Month: Jun, \$531,556
- Avg. Year-over-Year Change: +4.0%



Unit Sales – Townhomes

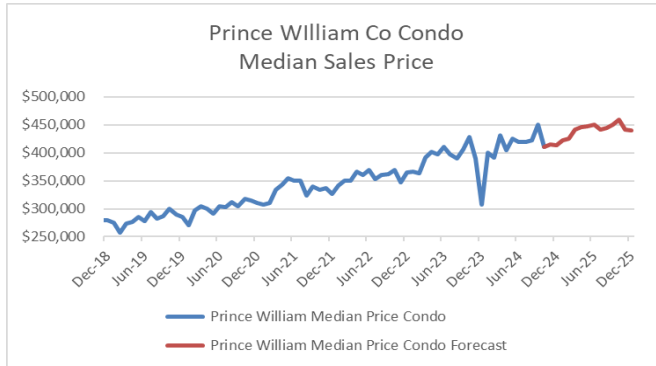
- Unit Sales (2025 annual): 1,692
- Number of Sales in Peak Month: Jun, 184 units
- Year-over-Year Change (2024 – 2025): +6%



Inventory – Townhomes

- Units on Market Avg (Month End): 108
- Inventory in Peak Month: Aug, 130 units
- Avg. Year-over-Year Change: +5%

Prince William County – Condos



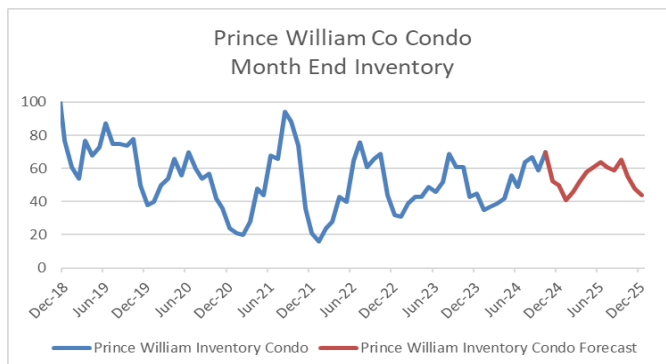
Prices – Condos

- Housing Prices (Dec 2025): \$439,927
- Median Price in Peak Month: Oct, \$459,303
- Avg. Year-over-Year Change: +6.2%



Unit Sales – Condos

- Unit Sales (2025 annual): 736
- Number of Sales in Peak Month: Jun, 75 units
- Year-over-Year Change (2024 – 2025): +6%



Inventory – Condos

- Units on Market Avg (Month End): 55
- Inventory in Peak Month: Sep, 66 units
- Avg. Year-over-Year Change: +6%