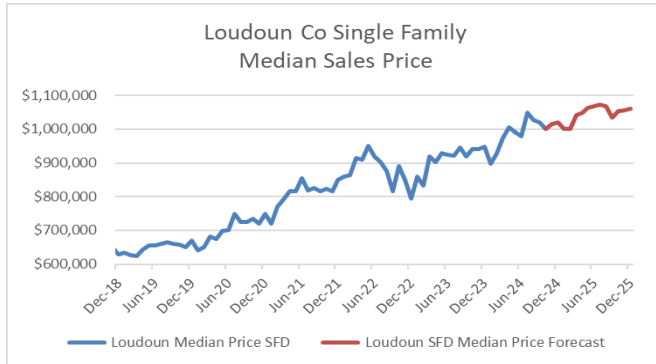
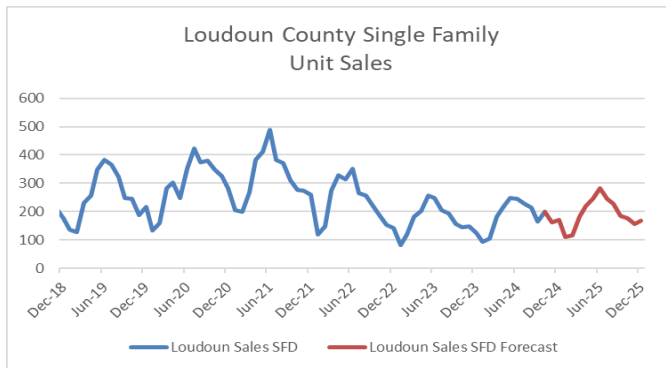


## Loudoun County – Single Family



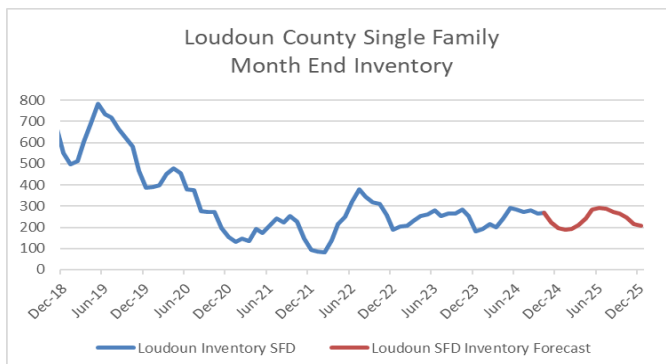
### Prices – Single Family

- Housing Prices (Dec 2025): \$1,061,399
- Median Price in Peak Month: Jul, \$1,071,885
- Avg. Year-over-Year Change: +5.5%



### Unit Sales – Single Family

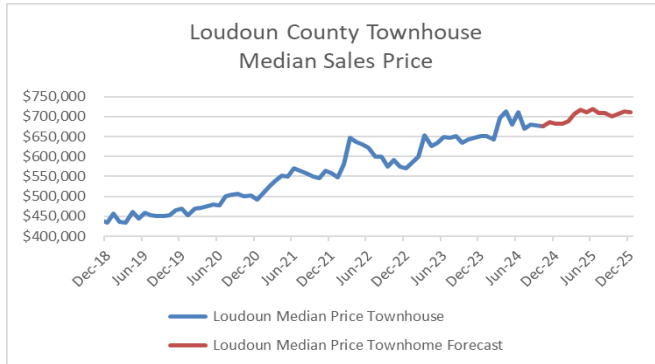
- Unit Sales (2025 annual): 2,310
- Number of Sales in Peak Month: Jun, 282 units
- Year-over-Year Change (2024 – 2025): +4%



### Inventory – Single Family

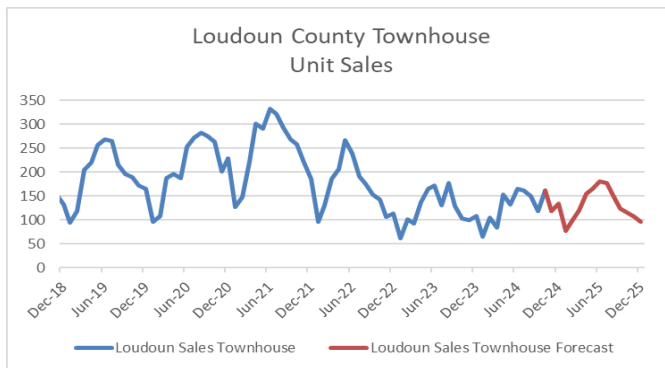
- Units on Market Avg (Month End): 242
- Inventory in Peak Month: Jun, 291 units
- Avg. Year-over-Year Change: -1%

## Loudoun County – Townhomes



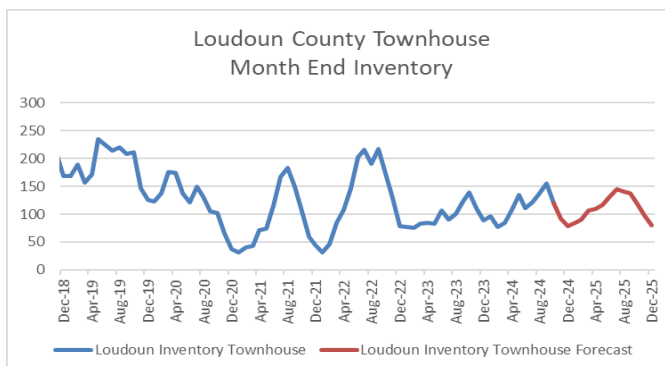
### Prices – Townhomes

- Housing Prices (Dec 2025): \$710,936
- Median Price in Peak Month: Jun, \$718,924
- Avg. Year-over-Year Change: +3.8%



### Unit Sales – Townhomes

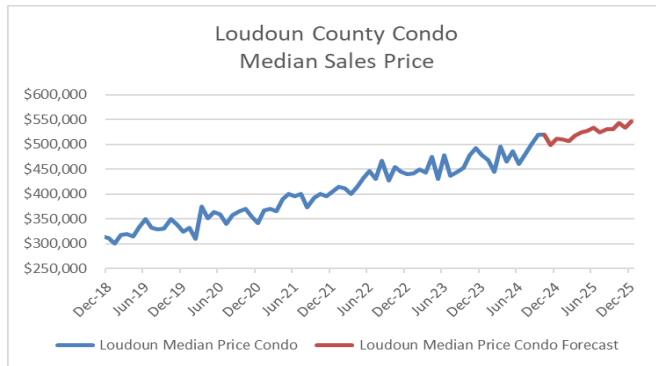
- Unit Sales (2025 annual): 1,566
- Number of Sales in Peak Month: Jun, 180 units
- Year-over-Year Change (2024 – 2025): +1%



### Inventory – Townhomes

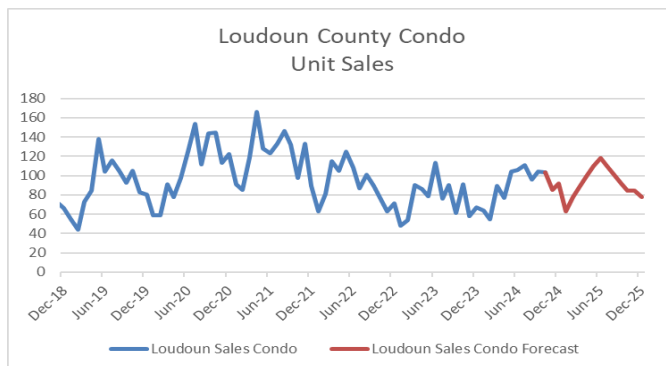
- Units on Market Avg (Month End): 113
- Inventory in Peak Month: Jul, 145 units
- Avg. Year-over-Year Change: +3%

## Loudoun County – Condos



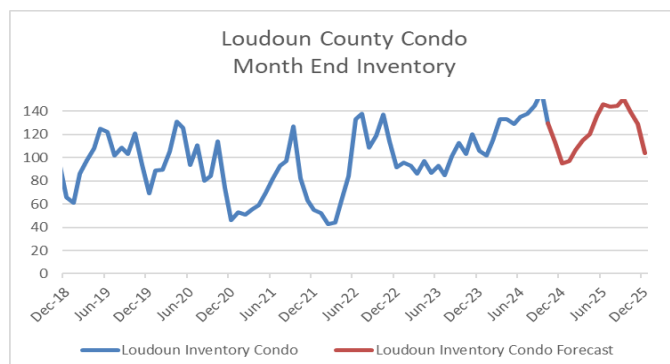
### Prices – Condos

- Housing Prices (Dec 2025): \$546,671
- Median Price in Peak Month: Dec, \$546,671
- Avg. Year-over-Year Change: +8.1%



### Unit Sales – Condos

- Unit Sales (2025 annual): 1,106
- Number of Sales in Peak Month: Jun, 118 units
- Year-over-Year Change (2024 – 2025): +2%



### Inventory – Condos

- Units on Market Avg (Month End): 128
- Inventory in Peak Month: Sep, 151 units
- Avg. Year-over-Year Change: +0.5%