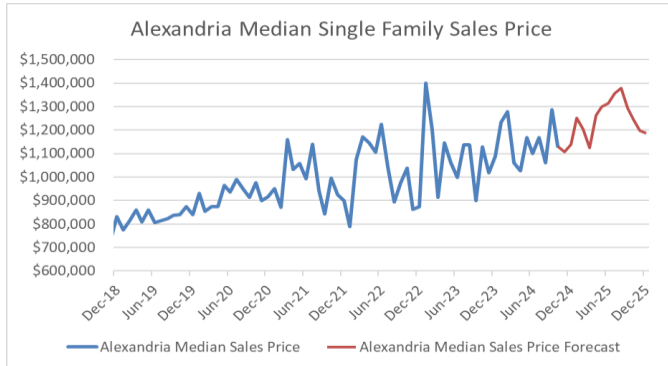


Alexandria – Single Family



Prices – Single Family

- Housing Prices (Dec 2025): \$1,187,000
- Median Price in Peak Month: Aug, \$1,379,536
- Avg. Year-over-Year Change: +9.9%



Unit Sales – Single Family

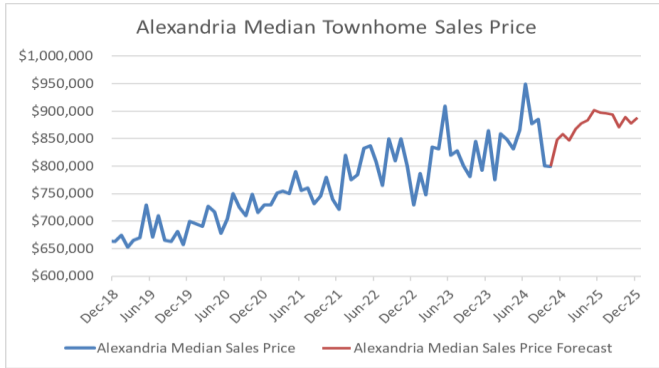
- Unit Sales (2025 annual): 285
- Number of Sales in Peak Month: June, 38 units
- Year-over-Year Change (2024 – 2025): -4.7%



Inventory – Single Family

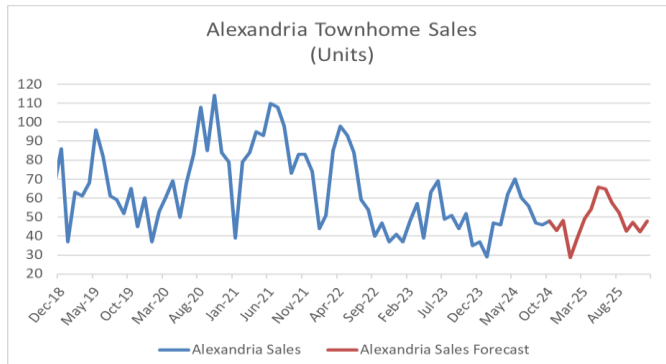
- Units on Market Avg (Month End): 31
- Inventory in Peak Month: Jun, 48 units
- Avg. Year-over-Year Change: +3.0%

Alexandria – Townhomes



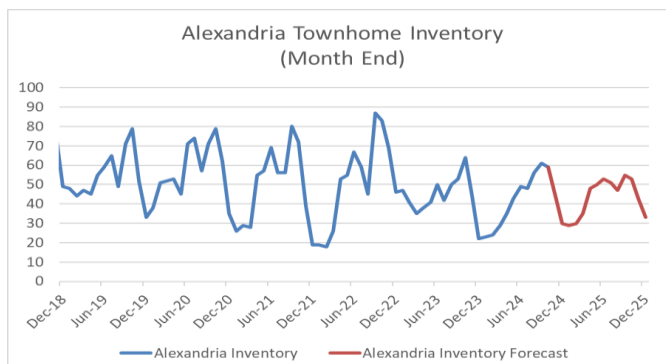
Prices – Townhomes

- Housing Prices (Dec 2025): \$888,364
- Median Price in Peak Month: May, \$902,166
- Avg. Year-over-Year Change: +3.9%



Unit Sales – Townhomes

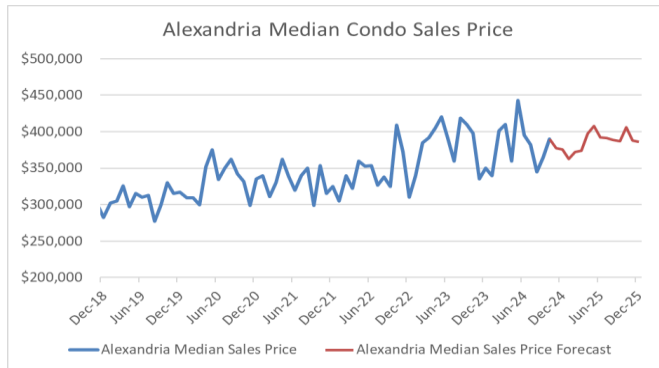
- Unit Sales (2025 annual): 591
- Number of Sales in Peak Month: May, 66 units
- Year-over-Year Change (2024 – 2025): -1.8%



Inventory – Townhomes

- Units on Market Avg (Month End): 44
- Inventory in Peak Month: Sep, 55 units
- Avg. Year-over-Year Change: +5.2%

Alexandria – Condos



Prices – Condos

- Housing Prices (Dec 2025): \$385,835
- Median Price in Peak Month: May, \$407,592
- Avg. Year-over-Year Change: +1.5%



Unit Sales – Condos

- Unit Sales (2025 annual): 1,007
- Number of Sales in Peak Month: Jun, 105 units
- Year-over-Year Change (2024 – 2025): +0.3%



Inventory – Condo

- Units on Market Avg (Month End): 114
- Inventory in Peak Month: May/June, 135 units
- Avg. Year-over-Year Change: +4.1%